

type number	width of cable tray	thickness of metal sheet	weight kg/m	amount of bolts for connection
KZI 85X100X0.75_S	100	0,75	1,56	6
KZI 85X100X0.75_F			1,69	
KZI 85X150X0.75_S	150	0,75	1,81	6
KZI 85X200X0.75_S	200	0,75	2,15	7
KZI 85X300X1.00_S	300	1,00	3,10	7
KZI 85X400X1.00_S	400	1,00	4,15	8



height of cable tray: 85 mm

length of cable tray: 3000 mm

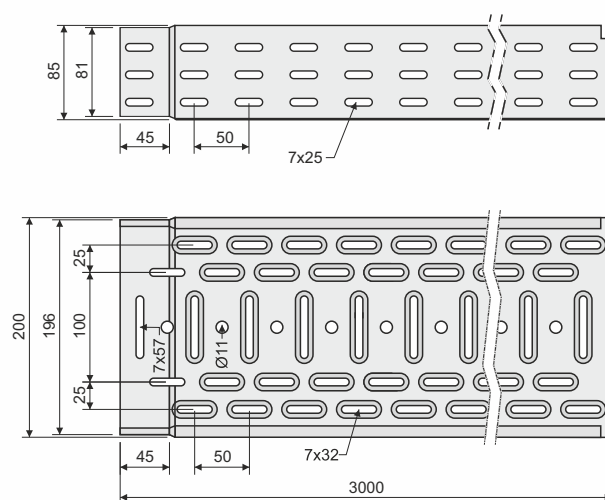
product description: Cable tray is designed to create a cable route.
For securing the connection of the trays with the integrated coupling there are used the clamps made from spring steel KSV or the bolts NSM 6X10. To protect the cables, the bolt head is inside the cable tray. A bolt with a GMT surface finish is used for a tray with an F surface finish.
These items can also be ordered in a varnished version.

surface finish: S - Pre-Galvanized according to EN 10346, EN 10143, zinc-layer 15 - 27 µm
F - Hot Dip Galvanized according to ČSN EN ISO 1461, zinc-layer 45 µm (min. 35 µm)

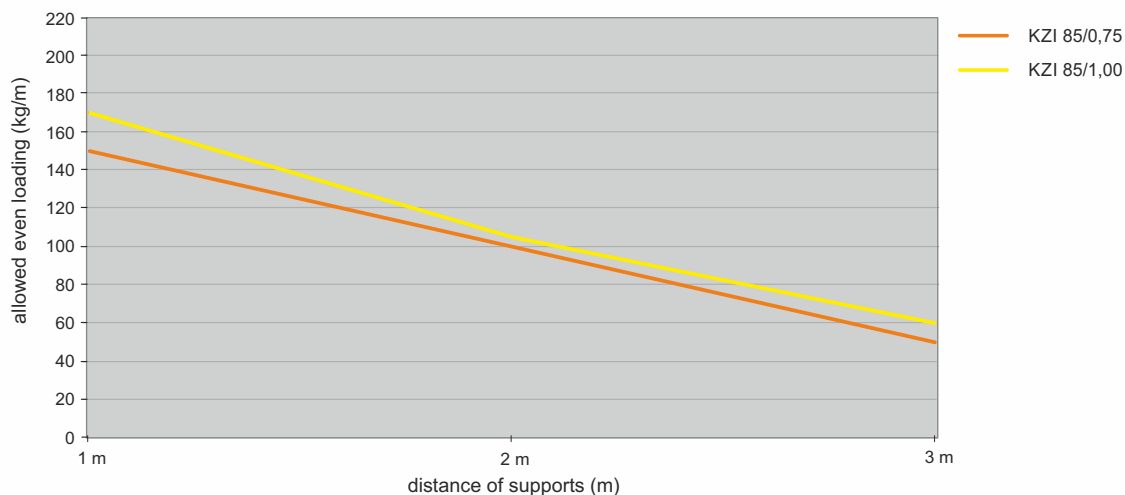
sales amount: á 3 m

meets the requirements: EN 61537:02

storage: EN 60721-3-1



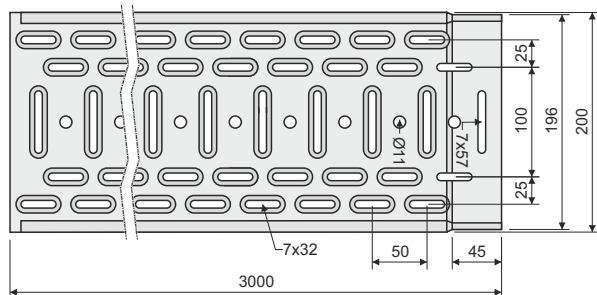
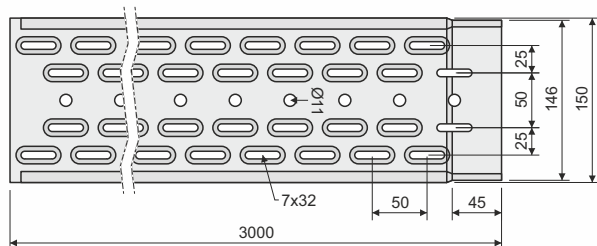
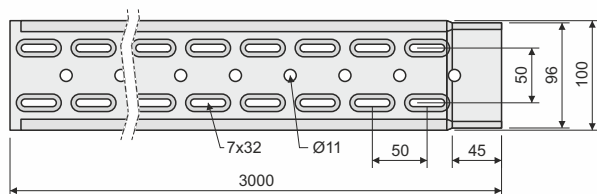
The graph show the maximum allowed even loading of the tray in relation to the distances of the supports.



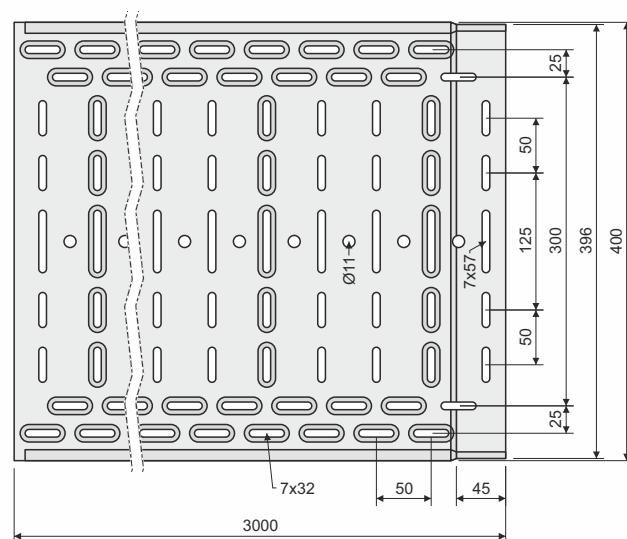
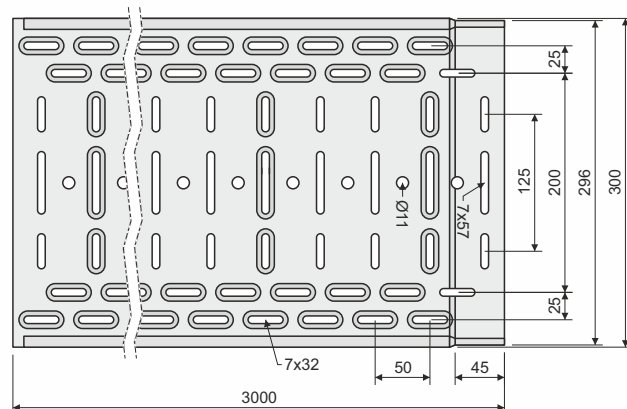
External influences are not taken into account in the permissible load and cannot be burdened by person.

DATA SHEET

cable tray with integrated coupling - height 85 mm



inner usable cross-section of the channel



	KZI	85X100	85X150	85X200	85X300	85X400
cross-section (cm ²)		85	127,5	170	255	340
CYKY 3X1,5	8,6	57	86	115	172	230
CYKY 5X1,5	10,1	42	62	83	125	167
CYKY 3X2,5	9,5	47	71	94	141	188
CYKY 5X2,5	11,2	34	51	68	102	136
CYKY 3X4	11,2	34	51	68	102	136
CYKY 5X4	13,8	22	33	45	67	89
CYKY 5X6	15,1	19	28	37	56	75
CYKY 5X10	18	13	20	26	39	52
CYKY 5X16	20,4	10	15	20	31	41
CYKY 5X25	26,1	6	9	12	19	25
CYKY 4X35	24,8	7	10	14	21	28
CYKY 4X50	31,3	4	7	9	13	17
CYKY 3X70+50	33,6	4	6	8	11	15
CYKY 3X95+70	39,3	3	4	6	8	11
CYKY 3X120+95	43	2	3	5	7	9
CYKY 3X240+120	56,4	1	2	3	4	5

The values state the number of cables with the tray at 50% full. Orientation diameters of the cables CYKY.
The values are mathematically calculated. The limit values (small tray x big cable or contrariwise) it is necessary to consider combination of the tray and diameter of the cable and used them with reference to technical conditions.

**WARNING****Risk of injury from cutting**

Although the cable trays are produced with maximum effort to minimize sharper edges, it is necessary to wear protective gloves to carry, grip and work with cable elements.

Risk of system collapse

It is essential to strictly adhere to the maximum load limits for individual cable support systems and ensure proper installation according to the installation manual. The load capacity charts for each system are provided in the manufacturer's catalog, available in printed form or on the manufacturer's website. The specified load limits do not account for any additional loads, such as snow, wind, or seismic forces.

Electricity injury

As individual components of cable management systems are made of electrical conductive material, it is essential not to work with a system near live electrical parts. Infringement of the safety regulations may cause serious injury of health or death.

Safe Use

Under normal and foreseeable conditions of use, there are no risks to consumers, provided that proper installation and usage are carried out in accordance with the installation manual.

recycling codes:



cable tray



binding tape