



KOPOS



PERIMETER TRUNKINGS



PK 90X55 D

PK 120X55 D

PK 160X65 D

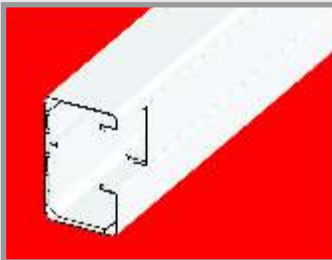
- are enable direct installation of modular instruments 45 to the body of trunking (sockets, data sockets, phone)
- high mechanical resistance and rigidity is ensured by double wall
- trunking variable covers are assembled in the end of montage and are able to cover bigger cut incorrecnesses
- for partition of each parts of leading is possible to put inside partition walls PEKE 60, PKS 70/60

PK 120X55 D and PK 160X65 D

- two chambers for dividing storage of power conductors, phone and antenna distribution or for computer networks
- holes in wall between trunking chambers enable throughpass of cables

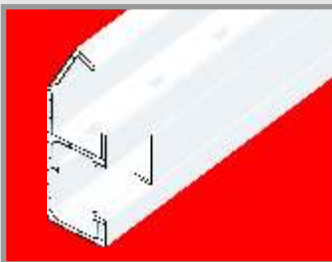
PK 120X55 D

- storage of cables relieves opening duct
- for partition of each parts of leading is possible to put inside shielding canal SK 40X20, SK 40X33



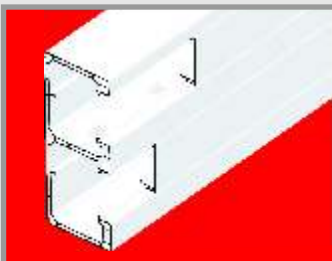
PK 90X55 D

size: 90 x 55 mm
 lenght: 2 m
 inside area: 3800 mm²
 package / weight: 6 m / 5,4 kg



PK 120X55 D

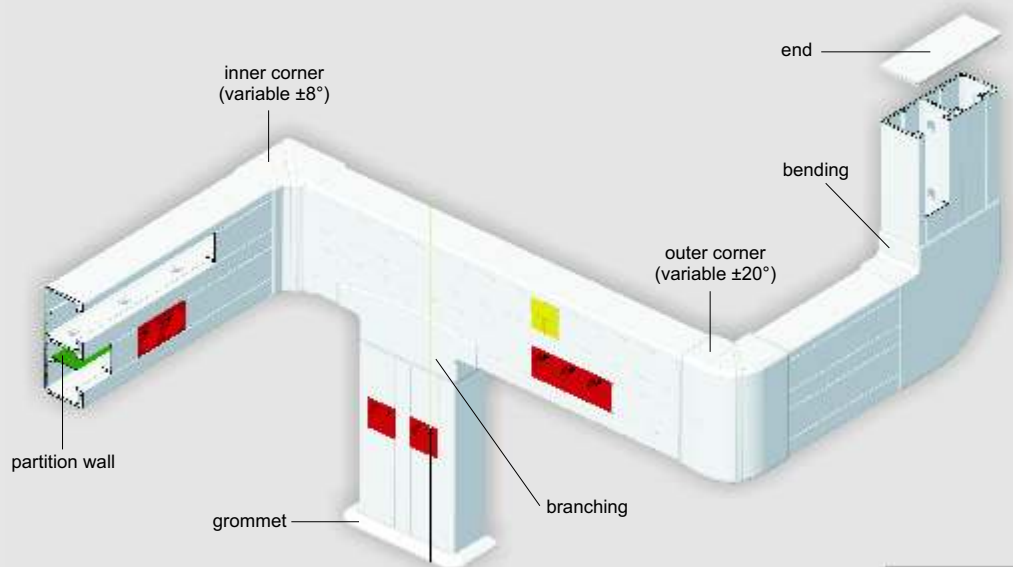
size: 120 x 55 mm
 lenght: 2 m
 inside area: 1550 / 2250 mm²
 package / weight: 6 m / 8,8 kg



PK 160X65 D

size: 160 x 65 mm
 lenght: 2 m
 inside area: 3800 / 3600 mm²
 package / weight: 6 m / 10,9 kg

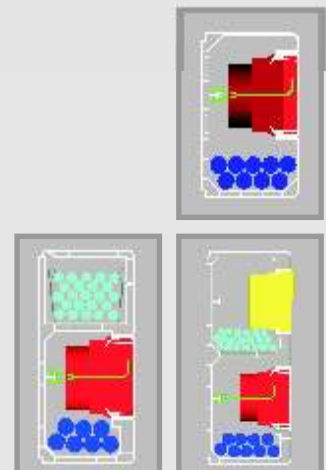
end	connecting	bending	branching	inner corner	outer corner	grommet
8401	8402	8403	8404	8405	8406	8407
8471	8472	8473	8474	8475	8476	8477
8481	8482	8483	8484	8485	8486	8487



Number of inserted cables

placement	data cables Ø 6 mm	power cables Ø 9,5 mm	full usage of trunkins, without boxes	
			data cables Ø 6 mm	power cables Ø 9,5 mm
PK 90X55 D	16 pcs.	10 pcs.	55 pcs.	22 pcs.
PK 120X55 D	top	23 pcs.	11 pcs.	23 pcs.
	down	17 pcs.	7 pcs.	32 pcs.
PK 160X65 D	top	20 pcs.	8 pcs.	40 pcs.
	down	25 pcs.	9 pcs.	50 pcs.

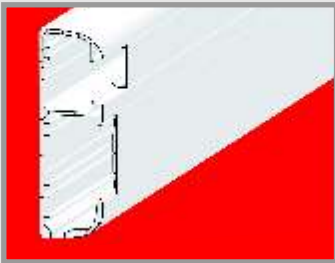
The quantity of cables is necessary to choose according the requirements of norms on increase of temperature and cable load.
 The chart counts with 60 % usage of inner trunking cross-section.



PK 210X70 D




- two chambers for dividing storage of power conductors, phone and antenna distribution or for computer networks
- one chamber is designed to assembly of instrument boxes KP PK in which is able to assemble assorted instrument types and kinds
- the second chamber enabled direct installation of modular instruments 45 to the body of trunking (sockets, data sockets, phone)
- high mechanical resistance and rigidity is ensured by double wall
- holes in wall between trunking chambers enable throughpass of cables
- for partition of each parts of leading is possible to put inside shielding canal SK 40X20, SK 40X33 or partition walls PEKE 60, PKS 70/60, PEP 60, PEP 60/K
- trunking variable covers are assembled in the end of montage and are able to cover bigger cut incorrectnesses

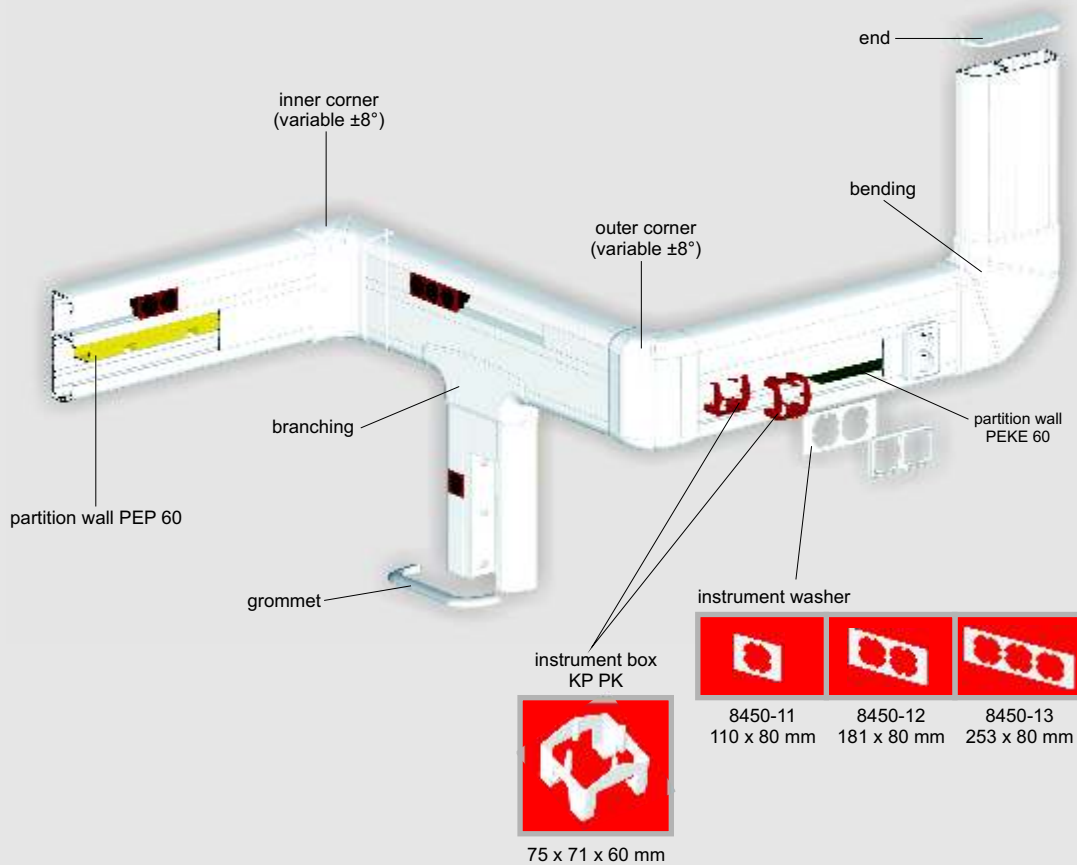


PK 210X70 D

size: 214 x 67 mm
length: 2 m
inside area: 4400 / 31050 mm ²
package / weight: 6 m / 12,5 kg




end	connecting	bending	branching	inner corner	outer corner	grommet
8491	8492	8493	8494	8495	8496	8497



Number of inserted cables

The quantity of cables is necessary to choose according the requirements of norms on increase of temperature and cable load. The chart counts with 60 % usage of inner trunking cross-section.

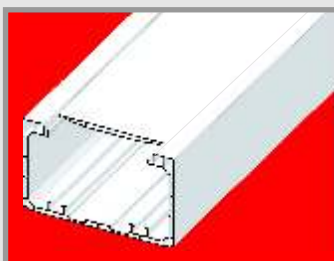
	placement	data cables Ø 6 mm	power cables Ø 9,5 mm	full usage of trunkins, without boxes	
				data cables Ø 6 mm	power cables Ø 9,5 mm
PK 210X70 D	top	10 pcs.	8 pcs.	170 pcs.	70 pcs.
	middle	16 pcs.	10 pcs.		
	down	12 pcs.	8 pcs.		





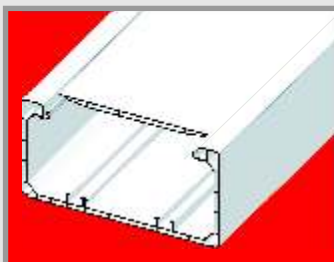
PK 110X70 D PK 140X70 D PK 170X70 D

- designed to storage of power conductors, phone and antenna distribution or for computer networks
- for assembly of instruments is used box KP PK which could be bedded by single instruments or by instruments with joint frame (spacing 71 mm) in the horizontal or vertical position, sockets with surge guard could not be used together with higher shielding canal SK 40 x 30
- high mechanical resistance and rigidity is ensured by double wall
- to the canals PK 140X70 D and PK 170X70 D is possible to assemble double socket
- for partition of each parts of leading is possible to put inside shielding canal SK 40X20, SK 40X33 or partition walls PEKE 60, PKS 70/60, PEP 60 and PEP 60/K
- trunking covers are assembled in the end of montage and are able to cover bigger cut incorrecnesses
- PK 110X70 D and PK 140X70 D is possible to combine thanks branching



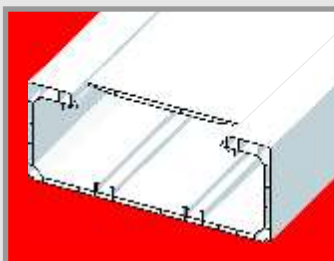
PK 110X70 D

size: 110 x 70 mm
length: 2 m
inside area: 5500 mm²
package / weight: 6 m / 9 kg



PK 140X70 D

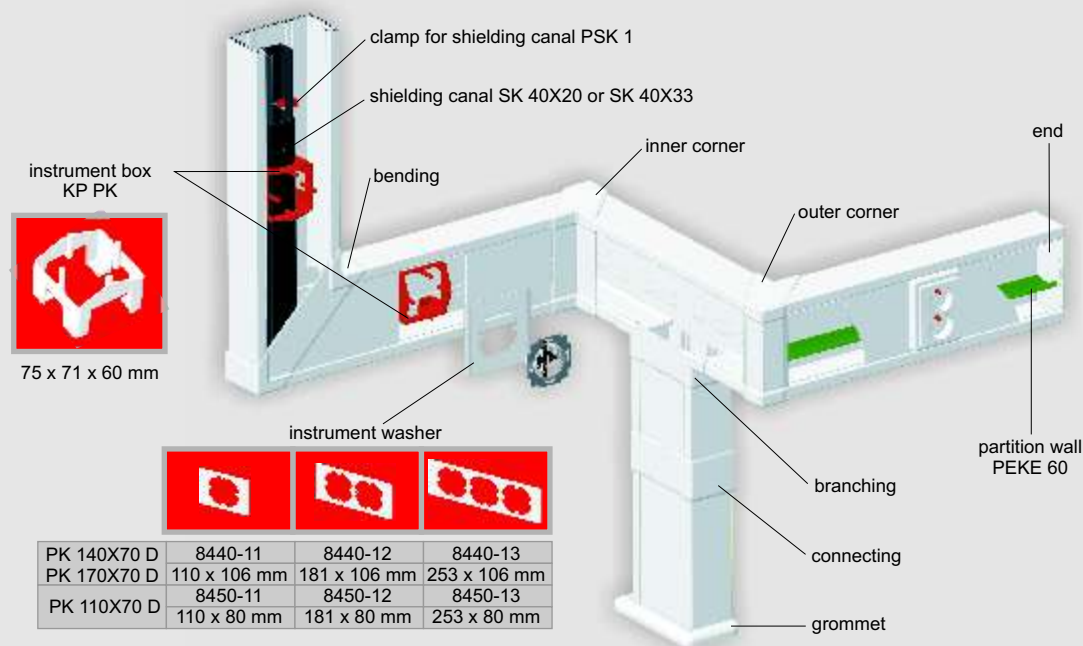
size: 140 x 70 mm
length: 2 m
inside area: 7200 mm²
package / weight: 6 m / 9,8 kg



PK 170X70 D

size: 170 x 70 mm
length: 2 m
inside area: 9300 mm²
package / weight: 6 m / 11,6 kg

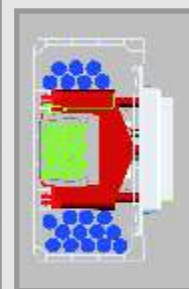
end	connecting	bending	branching	inner corner	outer corner	grommet
8451	8452	8453	8454	8455	8456	8457
8461	8462	8463	8464	8465	8466	8467
8441	8442	8443	8444	8445	8446	8447



PK 140X70 D	8440-11	8440-12	8440-13
PK 170X70 D	110 x 106 mm	181 x 106 mm	253 x 106 mm
PK 110X70 D	8450-11	8450-12	8450-13
	110 x 80 mm	181 x 80 mm	253 x 80 mm

Number of inserted cables

	placement	data cables Ø 6 mm	power cables Ø 9,5 mm	full usage of trunkings, without boxes	
				data cables Ø 6 mm	power cables Ø 9,5 mm
PK 110X70 D	top	10 pcs.	3 pcs.	100 pcs.	40 pcs.
	middle (SK 40X33)	16 pcs.	9 pcs.		
	down	13 pcs.	8 pcs.		
PK 140X70 D	top	15 pcs.	5 pcs.	130 pcs.	50 pcs.
	middle (SK 40X33)	16 pcs.	9 pcs.		
	down	20 pcs.	10 pcs.		
PK 170X70 D	top	20 pcs.	10 pcs.	150 pcs.	60 pcs.
	middle (SK 40X33)	16 pcs.	9 pcs.		
	down	45 pcs.	15 pcs.		



The quantity of cables is necessary to choose according the requirements of norms on increase of temperature and cable load. The chart counts with 60 % usage of inner trunking cross-section.